

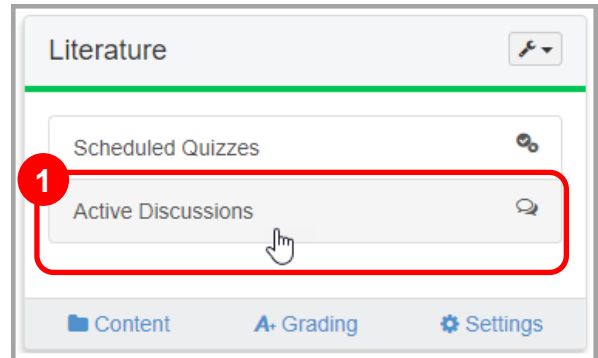


ProgressBook®

VirtualClassroom

Moderating Discussions


- 1 Click **Active Discussions** on the course whose discussion activity you want to moderate.



- 2 In the **Assignment** column, click **Moderate** beside the name of the discussion you want to moderate.

Assignment		Class	Due	Available Until
Romeo and Juliet Discussion III	Moderate	AMERICAN LITERATURE: 21	03/02	03/02 12:00 AM
Compare Salem Witch Trials with the Anti-Communism hearings III	Moderate	AMERICAN LITERATURE: 21	03/01	03/01 12:00 AM

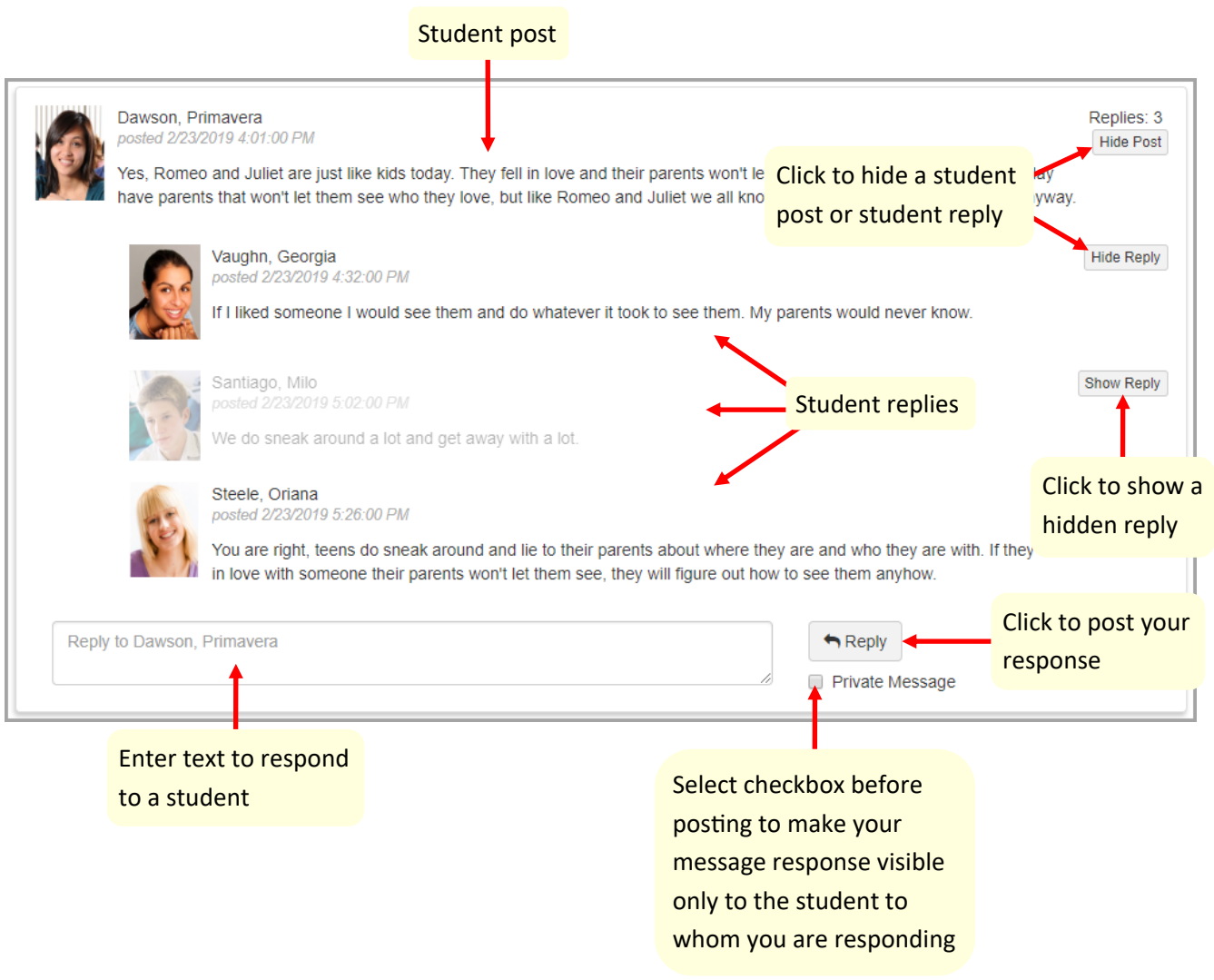
Romeo and Juliet Discussion Posts: 6



Are Romeo and Juliet similar to teens today?
How are Romeo and Juliet different than teens today?
Please remember to respond to other students as well.

Create your new post here

Enter text and click **Post** to create a new post in the discussion



The screenshot shows a message thread in a VirtualClassroom interface. The thread includes four student posts and a reply box at the bottom. Annotations with red arrows point to various elements:

- Student post:** Points to the first post by Dawson, Primavera.
- Click to hide a student post or student reply:** Points to the 'Hide Post' and 'Hide Reply' buttons.
- Student replies:** Points to the replies by Vaughn, Georgia and Santiago, Milo.
- Click to show a hidden reply:** Points to the 'Show Reply' button.
- Click to post your response:** Points to the 'Reply' button in the reply box.
- Enter text to respond to a student:** Points to the text input field in the reply box.
- Select checkbox before posting to make your message response visible only to the student to whom you are responding:** Points to the 'Private Message' checkbox.

Note: Students cannot respond privately to your public or private messages. You also cannot change an existing public message to private or delete messages.