




SpecialServices v20.x.x Cycle Release Notes



SpecialServices

Table of Contents

v20.0.0 Release Notes	1
Enhancements	1
Case Management.....	1
Dashboard	1
Forms.....	1
Reports	1
SpecialServices EMIS Extract	2
Student Documents	2
Resolved Issues.....	2
Banks	2
Copy From Document.....	2
Document Completion Service	3
IEP Summary	3
My Students	3
Print Preview.....	3
Rich-Text Fields	3
Security	4
SpecialServices EMIS Extract	4
Student Profile	4
v20.1.0 Release Notes	5
Enhancements	5
Forms.....	5
Reports	5
Security	5
Student Documents	6
SpecialServices EMIS Extract	6
Resolved Issues.....	6
Data Collection Form for Students with Disabilities	6
Forms.....	7
My Students	7
Send for Review.....	8
Student Documents	8
Student Profile	8

v20.1.1 Release Notes	9
Enhancements	9
Forms	9
District Configuration.....	9
v20.2.0 Release Notes	10
Enhancements	10
Case Management.....	10
Forms	10
Include in EMIS	10
Resolved Issues.....	11
Case Management.....	11
Document Import	11
Form Tabs	11
Identity Management	11
IEP Summary	12
My Students	12
v20.2.1 Release Notes	13
Enhancement.....	13
Connectivity	13
Resolved Issues.....	13
Autosave	13
Copy From Document.....	13
Form Tabs	13
IEP Summary	14
Print Preview.....	14
Student Documents	14
v20.2.2 Release Notes	15
Resolved Issues.....	15
Forms	15
IEP Summary	15
Student Profile	16
v20.3.0 Release Notes	17
Resolved Issues.....	17
Data Collection Form	17

Table of Contents

Forms.....	17
GradeBook Class Dashboard	17
Print Preview.....	17
SpecialServices EMIS Extract	18
v20.3.2 Release Notes	19
Resolved Issues.....	19
Case Management.....	19
Copy From Document.....	19
Dashboard	19
Data Collection Form	20
Documents.....	20
Forms.....	20
IEP Summary	20
Print Preview.....	21
Student Documents	21
User Interface	21
v20.3.3 Release Notes	22
Resolved Issue	22
User Interface	22
v20.4.0 Release Notes	23
Enhancement.....	23
District Configuration.....	23
v20.5.0 Release Notes	24
Resolved Issues.....	24
Data Collection Form	24
SpecialServices EMIS Extract	24
User Interface	24



V20.0.0 RELEASE NOTES

SpecialServices v20.0.0 provides several new features and resolves some issues to improve your experience. This overview explains the recent changes.

This document contains the following items:

- Enhancements
- Resolved Issues

Related documentation is available on ProgressBook WebHelp. For more information on an enhancement, see the product guide referenced in parentheses.

<http://webhelp.progressbook.com/SpecialServices/specialservices.htm>

Enhancements

Case Management

- The new **School Year** drop-down list lets you create caseloads for future school years or view read-only caseloads from previous school years. The current school year is selected by default. When you select a future school year from the **School Year** drop-down list, a warning message displays to indicate that you are working in a future school year. (*SpecialServices Administrator Guide*)

Dashboard

- The number of documents that display in the grid is now limited to 100 per screen. At the bottom of the screen, navigation icons let you navigate between screens.
- The loading time for documents that display in the grid has been improved.

Forms

- On the **Statewide and District Testing** form for IEPs, when you select the **Yes** radio button for **Is the child participating in the Alternate Assessment for Students with Significant Cognitive Disabilities (AASCD)?**, the **No** radio button is now selected by default for **Will the child participate in district wide and state wide assessments with accommodations?**

Reports

- (E14817) The new **School Medicaid Roster** extract in StudentInformation provides a list of special education students that is used in the student roster upload process. (*ProgressBook Reporting Report List*)

SpecialServices EMIS Extract

- (E14940) When you import files with records that contain matching **Disability Condition** and **Section 504 Plan** values that already exist on the corresponding student FD record and have a later IEP or ETR date than the **Effective Date** on the FD record, you no longer receive the error message “Error! Record has same disability condition and section 504 plan but different effective date as an existing record.” The matching record in the import file is not processed.

Student Documents

- The following updates have been made to the **Documents** tab:
 - The number of documents that display in the grid is now limited to 100 per screen. At the bottom of the screen, navigation icons let you navigate between screens.
 - When open the document filters, the new **Student Name** field lets you filter the documents that display in the grid by 2 or more letters of a student’s first or last name. ([SpecialServices User Guide](#))
 - The loading time for documents that display in the grid has been improved.

Resolved Issues

Banks

- (D15337) Previously, when you inserted a table from a personal or district bank item into a rich-text field, you were unable to edit the text in the table. Now, in this circumstance, you can edit the text successfully.

Copy From Document

- (D15319) Previously, when you created a 504 Plan from an existing 504 Plan, the following issues occurred on the new 504P:
 - When you completed the document, the **Meeting Date** displayed on the **Cover Page** of the generated PDF for the completed document, but the **Event Date** did not display in the **Completed Documents** grid on the **Student Profile** screen **Special Education** tab.
 - On the **Cover Page**, in the **Meeting Information** section, the **Meeting Type** selected in the drop-down list was not copied from the original 504P. When you selected a **Meeting Type** from the drop-down list and then completed the document, the **Meeting Type** did not display on the generated PDF for the completed document.
 - On the **Statewide and District Testing** form, the radio button selected for **Will the child participate in district wide and state wide assessments with accommodations?** was not copied from the original 504P. When you selected **Yes**, the checkboxes in the **Area** column were not copied from the original 504P.

Now, in this circumstance, all appropriate information copies from the existing 504P to the new 504P.

Document Completion Service

- (D15255) Previously, when you uploaded an attachment in portrait orientation to a form or an entire document, on the generated PDF for the completed document, the attachment incorrectly displayed as landscape. Now, in this circumstance, the attachment displays as expected on the generated PDF.

IEP Summary

- (D15140) Previously, in the **Effective Dates** area, incorrect dates displayed for the IEP effective dates. Now, the correct effective dates display.

My Students

- (D15342) Previously, when a user who is both a case manager and a service provider attempted to assign one or more of their students to an additional service provider, on the **Assign Students** window, sometimes only the students to whom they provided a service displayed in the list. Now, both the students to whom the user provides a service and the students in the user's caseload display in the list.

Print Preview

- (D15167) Previously, on the print preview of the **Parent Excusal of IEP Team Member** form for IEPs, the parent/guardian signature line was truncated. Now, the signature line displays as expected.
- (D15326) Previously, when a table was split across 2 pages, an individual cell or an entire row in the table sometimes did not display on the print preview of the document. Now, in this circumstance, tables display as expected on the print preview.
- (D15406) Previously, on the print preview of a document that contained signatures and tables, when you zoomed in or out on your browser, an error sometimes occurred. Now, in these circumstances, you can view the print preview successfully.

Rich-Text Fields

- (D15224) Previously, the following issues occurred with tables:
 - When you created a 1x1 table and then pressed TAB, a blank screen displayed until you refreshed your browser.
 - When you highlighted text within a cell and then pressed BACKSPACE to delete it, a blank screen displayed until you refreshed your browser. Once the screen refreshed, the text you attempted to delete still displayed in the cell.
 - When you inserted your cursor at the end of the text within a cell and then pressed BACKSPACE several times to delete some of the text, a blank screen displayed until you refreshed your browser. Once the screen refreshed, the text you attempted to delete still displayed in the cell.

Now, tables function as expected.

Security

- (D15110) Previously, when you switched districts, your security privileges for the original district sometimes remained instead of updating to your security privileges for the district you selected. The correct security privileges were not applied until you refreshed the screen. Now, security privileges update correctly and automatically based on the district in context.
- (D15441) Previously, when you had access to multiple districts but were assigned a SpecialServices security role for only 1 of those districts, you were unable to view the generated PDFs for completed documents for the district in which you were assigned a security role. Now, in this circumstance, you can view the generated PDFs for completed documents in the applicable district successfully.

SpecialServices EMIS Extract

- (D15420) Previously, when you created an EMIS extract, missing or invalid dates for FD, FE, GE, and GQ records were incorrectly identified only as missing dates in the associated error log file. Now, the error message in the associated error log file has been updated to indicate that these dates are missing or invalid (e.g., "Missing or invalid Start Date for IIEP").

Student Profile

- (D15068) Previously, when a student had an **IRN** of **999999** on the **Edit Student Profile** screen **FS-Standing** tab in StudentInformation, the **Student Profile** screen did not display for that student. Now, in this circumstance, the screen displays successfully.



V20.1.0 RELEASE NOTES

SpecialServices v20.1.0 provides several new features and resolves some issues to improve your experience. This overview explains the recent changes.

This document contains the following items:

- Enhancements
- Resolved Issues

Related documentation is available on ProgressBook WebHelp. For more information on an enhancement, see the product guide referenced in parentheses.

<http://webhelp.progressbook.com/SpecialServices/specialservices.htm>

Enhancements

Forms

- (E14949) On the **Cover Page** for 504Ps, 504Es, BIPs, ETRs, IEPs, SPs, and WEPs, the **District Of Service** field has been updated to display the name of the district in the same format (**[Name of District] SD**) as the **District Of Residence** field so that the 2 fields match by default. You can still modify the **District of Service** field if desired.

Reports

- (E15245) The new **Special Ed Accommodations** report in StudentInformation lists the special education accommodations per student from SpecialServices in a spreadsheet format for the selected document types with event dates that fall within a specified date range. ([ProgressBook Reporting Report List](#))

Security

Navigation: StudentInformation > Management > Security > View Roles > Add/Edit Roles

- In StudentInformation, you can now grant building-level security privileges to SpecialServices users for the following features and resource permissions:
 - **All Student Access** resource permission for the **Documents** feature
 - **All Student Access** resource permission for the **Student Search** feature
 - **Case Management** feature (including the **Self Assign Case Manager** and **Self Assign Service Provider** resource permissions)


([SpecialServices Administrator Guide](#))

Student Documents

- (E14341) On the **Documents** tab, the following updates have been made:
 - In the grid, the new **Include in EMIS** button lets you include completed IEP, ETR, SP, and MD documents in the EMIS extract. To include one or more documents in the extract, select the checkbox for the document(s) you want to include, and then click **Include in EMIS**.



Note: When you click **Include in EMIS** for a document that should not be included in the EMIS extract, the **This document type is not included in EMIS by default** error message displays.

Note: To exclude one or more documents from the EMIS extract that have been marked with **Include in EMIS**, select the checkbox for the document(s) you want to exclude, and then click **Exclude from EMIS**.

- In the grid, the **Include in EMIS** column now displays. When a document is included in the EMIS extract, in the row of the applicable document,  displays in the column. You can enable or disable this column on the **Column Preferences** window.
- When you open the document filters, in the **Status** drop-down list, the **Include EMIS** filter now displays.

[\(SpecialServices User Guide\)](#)

SpecialServices EMIS Extract

- The search performance of the **Search by Last Name / First Name / Student Number** field has been improved.
- In the extract results grid, the following updates have been made:
 - The **View Error File** column has been renamed **Errors**.
 - In the **Errors** column, when you hover your cursor over , the new **Click to view error file** tooltip displays.
 - You can now delete an EMIS extract and its associated error log file by clicking  in the row of the extract you want to delete.

[\(SpecialServices Administrator Guide\)](#)

Resolved Issues

Data Collection Form for Students with Disabilities

- (D15458) Previously, the **DISABILITY CATEGORY** field displayed the disability category indicated on the student's FD record in StudentInformation instead of the disability category selected on the **Eligibility** form for the student's most recently completed ETR. Now, the **DISABILITY CATEGORY** field displays the student's most up-to-date disability category.

- (D15315,15341) Previously, a **START DATE** and an **END DATE** did not display on the **Data Collection Form for Students with Disabilities** for the **Specially Designed Services** form in the **Specially Designed Instruction, Support for School Personnel,** or **Transportation as a Related Service** sections of a student's IEP. Now, the DCF displays all necessary start and end dates for these sections.
- (D15314) Previously, on the IEP **Specially Designed Services** form, in the **Related Services** section, when you left the **Type of Service** drop-down lists blank but entered text in the fields below these drop-down lists, in the **SERVICES** grid on the DCF, a blank **SERVICE** cell incorrectly displayed with a **START DATE** and an **END DATE** beside it. Now, in this circumstance, the **SERVICES** grid on the DCF is left blank.

Forms

- (D15452) Previously, when a student had both an IEP and an ETR, and the student's ETR contained multiple versions of a form that was also included in the student's IEP, the DCF incorrectly displayed the student's ETR information as IEP information. On the document overview of the student's IEP, multiple versions of the applicable form displayed even when only 1 version of this form was included in the IEP. When the applicable form in the IEP had not yet been completed but was autosaved, information from the ETR forms was saved to the IEP form. This issue affected the following forms:
 - **Parent Invitation**
 - **General Invitation**
 - **Prior Written Notice**
 - **Documentation of Attempts**
 - **Due Process**
 - **Assignment of Surrogate Parent**

Now, in these circumstances, the appropriate information is saved to the respective documents, and the DCF correctly displays the student's IEP and ETR information.

My Students

- (D15418) Previously, when a case manager or service provider with a staff member record in multiple districts switched districts and then attempted to select themselves or another staff member as a provider on the **Assign Students** window, the **Choose a Provider** field incorrectly displayed the selected user's staff member record name from the previous district instead of the user's staff member record name for the current district. Now, in this circumstance, the selected user's staff member record name for the current district displays in the **Choose a Provider** field, and the case manager or service provider can assign students to themselves or another staff member as expected.

Send for Review

- (D15431) Previously, users without the appropriate security privileges to complete open documents still had the ability to send open documents for review via the Frontline Collaboration Portal. The status of the document then updated from **Open** to **In Review**, but the user could not complete the document once all signatures had been collected. Now, users without the appropriate security privileges to complete open documents no longer have the ability to send open documents for review via the Frontline Collaboration Portal.

Student Documents

- (D15417) Previously, when you selected the checkbox for multiple documents in the grid and then attempted to delete them, only 1 of the documents you selected was deleted instead of all of the documents you selected. Now, you can delete multiple documents at the same time successfully.

Student Profile

- (D15164) Previously, when a student had more than 1 FS record in StudentInformation for the current school year, on the **Special Education** tab, in the **District Of Service** area, the student's district of service from the original FS record displayed instead of the district of service from their current FS record. Now, in this circumstance, the student's district of service from the most recently created FS record displays.



V20.1.1 RELEASE NOTES

SpecialServices v20.1.1 provides several new features to improve your experience. This overview explains the recent changes.

Related documentation is available on ProgressBook WebHelp. For more information on an enhancement, see the product guide referenced in parentheses.

<http://webhelp.progressbook.com/SpecialServices/specialservices.htm>

Enhancements

Forms

- On the **Specially Designed Services** form for IIEPs, AIEPs, RIEPs, IISPs, and RISPs, in the **Specially Designed Instruction** and **Related Services** sections, the following updates have been made:
 - Below the **Goals Addressed** field, if the **Data Integration Fields** setting has been enabled, the new **Sessions** field, **Period** drop-down list, and **Duration** field let you enter or select the frequency of the student's service (e.g., **6 Sessions** for a **Period** of **6 Weeks** for a **Duration** of 60 minutes). These values determine the values that display in the **Amount of Time** and **Frequency** fields.
 - Below the **Provider Title** field, the new **Select provider type** drop-down list lets you select the type of provider who provides the indicated service to the student (e.g., **Licensed Audiologist**).

District Configuration

- The new **Data Integration Fields** setting lets users with access to this screen enable or disable the **Sessions** field, **Period** drop-down list, and **Duration** field in the **Specially Designed Instruction** and **Related Services** sections of the **Specially Designed Services** form for IIEPs, AIEPs, IISPs, and RISPs. This setting is disabled by default. (*SpecialServices Administrator Guide*)



V20.2.0 RELEASE NOTES

SpecialServices v20.2.0 provides several new features and resolves some issues to improve your experience. This overview explains the recent changes.

This document contains the following items:

- Enhancements
- Resolved Issues

Related documentation is available on ProgressBook WebHelp. For more information on an enhancement, see the product guide referenced in parentheses.

<http://webhelp.progressbook.com/SpecialServices/specialservices.htm>

Enhancements

Case Management

- Below the **School Year** drop-down list, the new **Search Caseloads** field lets you enter 2 or more characters of a caseload name to narrow the list of caseloads that displays below the field. (*SpecialServices Administrator Guide*)
- When you search for students, the number of students that display in the results list is now limited to 100 per screen. At the bottom of the screen, navigation icons let you navigate between screens.

Forms

- The **Parent Invitation** form is now required for IETRs and RETRs.

Include in EMIS

- On the **Student Documents** screen **Documents** tab, all previously created documents with a **Status** of **Open** or **In Review** are now marked with **Include in EMIS** and are automatically included in the EMIS extract once they are completed. In the **Include in EMIS** column, ★ displays for these documents to indicate that they are pending completion. (*SpecialServices User Guide*)
- When you create a new IEP, ETR, 504P, SP, or MD document, the document is now marked with **Include in EMIS** and included in the EMIS extract by default. On the **Create New Document** window, the new **Exclude from EMIS** checkbox lets you exclude an IEP, ETR, 504P, SP, or MD document from the EMIS extract if desired. (*SpecialServices User Guide*)

Resolved Issues

Case Management

- Previously, when you attempted to assign a student with a future enrollment date in StudentInformation to a caseload, you received an error and were unable to clear the error or assign additional students to the caseload. Now, you can assign students with future enrollment dates in StudentInformation to caseloads successfully.

Document Import

- Previously, on the **Search Students** tab, when you searched for and selected a student whose special education documents you wanted to import, you were able to click **Import Document** multiple times both before and after the screen finished loading, which caused duplicate documents to display in the system for the selected student. Now, **Import Document** is disabled until the screen is finished loading, and you are unable to import a student's documents more than once.

Form Tabs

- Previously, on some form tabs, when you moved the initial left-most tab, causing a new tab to move to the left-most position, the new left-most tab did not automatically save the information you entered on it. Now, information on the affected tabs automatically saves regardless of whether the left-most tab has been moved.
- Previously, on some form tabs, when you added a second tab, moved the initial left-most tab to the right so that the second tab moved to the left-most position, and then navigated away from the form, when you returned to the form, the new left-most tab incorrectly displayed information from the initial left-most tab. Now, the affected tabs display the correct information regardless of whether they have been moved.

Identity Management

- Previously, when roles were added to or removed from a user's account in StudentInformation, the user's security was not recalculated until they attempted to log in to StudentInformation. Now, in this circumstance, resource permission changes are automatically recalculated for accounts to which roles are added or removed. Sitemap permissions granted or denied by the added or removed role are recalculated only when the user logs in to StudentInformation.

IEP Summary

- Previously, when the IEP **Measurable Annual Goals** form included both benchmarks and objectives, the IEP summary displayed all benchmarks and all objectives regardless of which display mode (**Benchmarks** or **Objectives**) you selected in the **SELECT DISPLAY MODE** drop-down list on the **Measurable Annual Goals** form. Now, the IEP summary displays either all benchmarks or all objectives based on the selected display mode.
- Previously, when you deleted a student's latest IEP and created a new one, the IEP summary displayed information from the deleted IEP instead of the newly created IEP. Now, the IEP summary displays information from the student's latest active IEP.
- Previously, when you entered information on the IEP **Cover Page** in the **Additional Information** field, the IEP summary incorrectly displayed as blank. Now, the IEP summary displays the applicable information from the IEP.

My Students

- Previously, this screen did not load for users with the **SpecialServices - Service Provider** role who had no students assigned to them. Now, the screen loads for these users successfully.



V20.2.1 RELEASE NOTES

SpecialServices v20.2.1 provides a new feature and resolves some issues to improve your experience. This overview explains the recent changes.

This document contains the following items:

- Enhancement
- Resolved Issues

Related documentation is available on ProgressBook WebHelp.

<http://webhelp.progressbook.com/SpecialServices/specialservices.htm>

Enhancement

Connectivity

- Changes are now saved locally in case of lost connection until the connection can be reestablished.
-

Resolved Issues

Autosave

- Previously, when you made several changes to a form in a short period of time, you frequently received the **Updated Failed** message and your changes did not save as expected. Now, in this circumstance, your changes save successfully.

Copy From Document

- Previously, when you created a 504P from an existing 504P, the signatures and associated dates on the **Signatures** form of the existing 504P were incorrectly copied to the new 504P. Now, in this circumstance, signatures and associated dates do not copy from the existing 504P to the new 504P.

Form Tabs

- Previously, on all forms with tabs for OP-6A PRs, OP-6B PRs, Transition Goals/Obj by Date PRs, and WEP PRs, when you moved the initial left-most tab, causing a new tab to move to the left-most position, the new left-most tab did not automatically save the information you entered on it. Now, information on all PR tabs automatically saves regardless of whether the left-most tab has been moved.

- Previously, on all forms with tabs for OP-6A PRs, OP-6B PRs, Transition Goals/Obj by Date PRs, and WEP PRs, when you added a second tab, moved the initial left-most tab to the right so that the second tab moved to the left-most position, and then navigated away from the form, when you returned to the form, the new left-most tab incorrectly displayed information from the initial left-most tab. Now, all PR tabs display the correct information regardless of whether they have been moved.

IEP Summary

- Previously, on the IEP **Measurable Annual Goals** form, when you added multiple **Goal** tabs and renumbered them so that they were different from the default numbering, the IEP summary incorrectly displayed the default numbering for the goals instead of the numbers you entered on the **Measurable Annual Goals** form. Now, in this circumstance, the IEP summary displays the correct number for each goal.

Print Preview

- Previously, when you attempted to view the print preview for an open document or the generated PDF for a completed document that contained tables that split across 2 pages, an error sometimes occurred. Now, in these circumstances, you can view the print preview or generated PDF successfully.

Student Documents

- Previously, on the **Documents** tab, when you attempted to view a student's DCF, a blank screen displayed instead of the DCF. Now, you can successfully view a student's DCF as expected.



V20.2.2 RELEASE NOTES

SpecialServices v20.2.2 resolves some issues to improve your experience. This overview explains the recent changes.

Related documentation is available on ProgressBook WebHelp.

<http://webhelp.progressbook.com/SpecialServices/specialservices.htm>

Resolved Issues

Forms

- Previously, when you added the **ACT/SAT Consent for Accommodations Request** as an additional form for IEPs or 504s, you were unable to complete the form without adding signatures in the signature fields. Now, you can complete the form regardless of whether signatures have been added in the signature fields.
- Previously, the **Referral for Evaluation** was a required form for RETRs. Now, the **Referral for Evaluation** is an additional (optional) form for RETRs.
- Previously, on some forms with tabs for IEPs, ETRs, 504Ps, and MDs, the following issues occurred:
 - When you moved the initial left-most tab, causing a new tab to move to the left-most position, the new left-most tab did not automatically save the information you entered on it.
 - When you added a second tab, moved the initial left-most tab to the right so that the second tab moved to the left-most position, and then navigated away from the form, when you returned to the form, the new left-most tab incorrectly displayed information from the initial left-most tab. If the initial left-most tab was deleted, the new-left most tab displayed as blank. The incorrect information and/or blank fields were then sometimes automatically saved and overwrote the original information on the new left-most tab.

Now, on all forms with tabs for IEPs, ETRs, 504Ps, and MDs, the correct information displays and automatically saves regardless of whether the tabs have been moved.

IEP Summary

- Previously, on the IEP **Measurable Annual Goals** form, when you did not select a display mode from the **Select Display Mode** drop-down list and the display mode defaulted to **Objectives**, the objectives you entered on the IEP did not display on the student's IEP summary. Now, in this circumstance, all IEP objectives display on the student's IEP summary.

Student Profile

- Previously, on the **Special Education** tab, for students whose ID numbers contained leading zeros (e.g., 000012345), when you clicked **New Document** to open the **Create New Document** window, the incorrect student sometimes displayed in the **Name** field. Now, in this circumstance, the correct student displays in the **Name** field.



v20.3.0 RELEASE NOTES

SpecialServices v20.3.0 resolves some issues to improve your experience. This overview explains the recent changes.

Related documentation is available on ProgressBook WebHelp.

<http://webhelp.progressbook.com/SpecialServices/specialservices.htm>

Resolved Issues


Data Collection Form

- Previously, on the **Data Collection Form (DCF)** for IEPs, ETRs, SPs, 504Ps, 504Es, WEPs, and BIPs, the **DISTRICT OF SERVICE** field displayed the student's default district of service instead of the district of service entered in the **District of Service** field on the **Cover Page** of the associated document. Now, the DCF displays the correct district of service for the student.

Forms

- Previously, on the IEP **Extended Services** form, when you selected **No** for **Has the team determined that ESY services are necessary?**, the **Will the team need to collect further data and reconvene to make a determination?** question did not display below the "ESY services" question. Now, the "collect further data and reconvene" question displays regardless of whether you select **Yes** or **No** for the "ESY services" question so that the IEP team can indicate that they want to reconvene at a later date even if ESY services are deemed unnecessary.

GradeBook Class Dashboard

- Previously, when you clicked  beside a student's name in the class roster to access the student's special education documents, a blank screen sometimes displayed instead of the **Student Profile** screen **Special Education** tab in SpecialServices. Now, in this circumstance, the **Student Profile** screen **Special Education** tab displays successfully.

Print Preview

- Previously, on the print preview of the WEP **Annual Goals** form, in the **Service Setting** section, the **Regular Education Class (GenEd Tchr)** checkbox was misspelled. Now, the text displays as expected on the print preview.

- Previously, on the print preview of the ETR **Signatures** form, in the grid, the **NAME**, **TITLE (No Abbreviations)**, **SIGNATURE**, and **DATE** columns were too narrow, and the **STATUS** column was too wide. Now, all grid columns are the appropriate width on the print preview.

SpecialServices EMIS Extract

- Previously, on the **SpecialServices EMIS Extract** screen in StudentInformation, when you attempted to process an EMIS extract that contained certain GQ records, you received an error because the students' district IRNs, instead of their building IRNs, were included in the extract file. Now, in these circumstances, students' building IRNs are included in the extract file, and you can process the extract successfully.



V20.3.2 RELEASE NOTES

SpecialServices v20.3.2 resolves several new issues to improve your experience. This overview explains the recent changes.

Related documentation is available on ProgressBook WebHelp. For more information on an enhancement, see the product guide referenced in parentheses.

<http://webhelp.progressbook.com/SpecialServices/specialservices.htm>

Resolved Issues

Case Management

- Previously, when case managers tried to search for students to add to their caseload, students who were assigned to service providers but did not have a case manager assigned did not display in the search results when the **Show** filter was set to **Unassigned**. Now, in this circumstance, students with only service providers assigned display in the search results when you set the **Show** filter to **Unassigned**.

Copy From Document

- Previously, when you created a new 504 Plan from an existing 504 Evaluation, the information from the following fields did not copy from the 504 Evaluation to the 504 Plan:
 - **Describe the nature of the disability**
 - **Describe the basis for the disability**
 - **Describe how the disability affects one or more major life activities**
 - **Describe the impact of the disability**

Now, in this circumstance, the information from these fields are copied to the 504 Plan.

- Previously, when you created a new document from an existing complete document, all attachments from the complete document were copied over regardless of document type. Now, attachments are copied only when the new document and existing complete document are of the same document type.
- Previously, when you created a new document from an existing document of the same document type, data from optionally added forms of the existing document were incorrectly copied to the new document but were not visible to the user, and thus prevented the new document from displaying its **Progress** as **100%** as the hidden data could not be marked complete. Now, in this circumstance, data from optionally added forms of the existing document are not copied to the new document.

Dashboard

- Previously, some open IEPs did not display a **Progress** bar of **100%** even when all related forms were marked as complete. Now, in this circumstance, all open IEPs have their **Progress** bar display as **100%**.

Data Collection Form

- Previously, a **START DATE** and an **END DATE** incorrectly displayed on the Data Collection Form (DCF) for the **Students with Disabilities for the Specially Designed Services** form in the **Special Education Events** section for RETRs and IETRs. Now, the DCF displays all necessary start and end dates for only TETRs.

Documents

- Previously, users who did not have access to complete documents or submit documents to the Collaboration Portal were able to click the **Complete** button and attempt a submission to the Collaboration Portal; they then received an unauthorized error and the submission record was retained, which prevented other authorized users from submitting the document to the Collaboration Portal successfully. Now, the **Complete** button is hidden from users who do not have the ability to complete open documents, regardless of whether or not they can submit documents to the Collaboration Portal.
- Previously, on the ETR document **ETR Hearing** form, when the **Date Administered** field was left blank, the print preview incorrectly displayed the **Invalid Date** value. Now, in this circumstance, the print preview correctly displays the **Date Administered** field as blank.
- Previously, the print preview for the ETR document **School Age Evaluation Planning Form** incorrectly displayed the following: Each development area must be assessed using one of the methods/data sources listed and all methods/data sources must be used at least once. Now, the print preview does not display this message.
- Previously, on the IEP document **Cover Page**, when you selected **Yes** to the **Is the child in Preschool** question, on the **Least Restrictive Environment** form, the **For School Age** section incorrectly displayed. Now, in this circumstance, only the **For Preschool Age** section displays unless the **This IEP will transition with the child to kindergarten** checkbox is selected on the **Least Restrictive Environment** form.
- Previously, on the **Service Plan** document **Statewide And District Testing** form, the question **Met testing participation requirement?** incorrectly displayed. Now, the question no longer displays.
- Previously, users were unable to add or modify attachments to WEP documents, which caused issues when WEP documents with attachments were migrated from Classic SpecialServices to SpecialServices. Now, you can add and modify attachments to WEP documents.

Forms

- Previously, for the OP-7 form **With Whom Child is Residing** section, the **Relationship** field incorrectly displayed as **Date of Birth** in print preview. Now, in this circumstance, the **Relationship** field displays correctly in print preview.

IEP Summary

- Previously, in the **Specially Designed Services** section, abbreviations for specially designed instructions incorrectly displayed as **SKI** instead of **SDI**. Now, abbreviations for specially designed instructions display as **SDI**.

Print Preview

- Previously, when you had a document with a table row's content that spanned more than 2 pages, the content between the first and last page was blank. Now, in this circumstance, tables display as expected on the print preview.

Student Documents

- Previously, on the **Recycle Bin** tab, when you tried to restore a completed IEP or ETR when the student already had an open IEP or ETR, you received this error message: Could not restore: A document of this type already exists for this student. Now, in this circumstance, the IEP or ETR is restored as a completed document without error.

User Interface

- Previously, when you were assigned the **SpecialServices - Administrator** role at A district and the **SpecialServices - General Education** role at B district, when you first logged in, the left navigation menu sometimes did not include the **Case Management** and **Settings** options for district A. Now, in this circumstance, the correct menu displays for district A.



V20.3.3 RELEASE NOTES

SpecialServices v20.3.3 resolves an issue to improve your experience. This overview explains the recent changes.

Related documentation is available on ProgressBook WebHelp. For more information on an enhancement, see the product guide referenced in parentheses.

<http://webhelp.progressbook.com/SpecialServices/specialservices.htm>

Resolved Issue

User Interface

- Previously, users who tried to log in to SpecialServices received a blank white page when they attempted to log in on a computer that another user had previously logged in to a district in SpecialServices to which the user trying to log in did not have access. Now, in this circumstance, the user can log in successfully.



V20.4.0 RELEASE NOTES

SpecialServices v20.4.0 provides one new feature to improve your experience. This overview explains the recent changes.

Related documentation is available on ProgressBook WebHelp. For more information on an enhancement, see the product guide referenced in parentheses.

<http://webhelp.progressbook.com/SpecialServices/specialservices.htm>

Enhancement

District Configuration

- You can now enable **Data Integration** so that nightly extracts for the following data are created for import into Frontline Service and Plan Management: Transportation, Service Lines, Plan, Goals, Medicaid Parental Consent, and Objectives.

***Note:** This setting should be enabled only if your district plans to transition to Frontline Service and Plan Management.*

([SpecialServices Administrator Guide](#))

- The **Data Integration Fields** toggle has been removed. When you enable the new **Data Integration** toggle, you also enabled the **Sessions** field, **Period** drop-down list, and **Duration** field in the **Specially Designed Instruction** and **Related Services** sections of the Specially **Designed Services** form for IIEPs, AIEPs, IISPs, and RISPs.

([SpecialServices Administrator Guide](#))



v20.5.0 RELEASE NOTES

SpecialServices v20.5.0 resolve some issues to improve your experience. This overview explains the recent changes.

Related documentation is available on ProgressBook WebHelp.

<http://webhelp.progressbook.com/SpecialServices/specialservices.htm>

Resolved Issues

Data Collection Form

- (PBSPS-297) Previously, the services selected in the **Specially Designed Instruction** and **Support for School Personnel** sections of the **Service Plan** form did not display on the Data Collection Form (DCF). Now, these sections display as expected on the DCF for the **Service Plan** form.

SpecialServices EMIS Extract

- (PBSIS-6510) Previously, on the **SpecialServices EMIS Extract** screen in StudentInformation, when you processed an EMIS extract that contained GE records, the extract file incorrectly included the students' district IRN instead of the students' building IRN. Now, in this circumstance, the extract includes the students' building IRN.
- (PBSPS-894) Previously, some TETRs and TIEPs were not included in the EMIS extract as the event dates were not updated when you changed the **Event Date** on only the **Special Ed Events** page. Now, when you change the **Event Date** on only the **Special Ed Events** page, the event date is appropriately updated on the **Meeting Information** section **Meeting Date** on the **Cover Page**, and the TETR or TIEP is included in the EMIS extract.

User Interface

- (PBSPS-930) Previously, when you were assigned the **SpecialServices - Administrator** role at A district and the **SpecialServices - General Education** role at B district, when you first logged in, the left navigation menu sometimes did not include the **Case Management** and **Settings** options for district A. Now, in this circumstance, the correct menu displays for district A.