



# **SpecialServices v19.x.x Cycle Release Notes**



***SpecialServices***

---

# Table of Contents

- v19.2.0 Release Notes** **1**
- Enhancements ..... 1
- Settings ..... 1
- SpecialServices EMIS Extract ..... 1
- Documents ..... 1
- Student Documents ..... 2
- Student Profile ..... 2
- My Students ..... 2
- WebHelp ..... 2
- Resolved Issues..... 2
- Documents ..... 2
- Print Preview ..... 2
- School Building field..... 3
- v19.3.0 Release Notes** **4**
- Enhancements ..... 4
- Settings ..... 4
- Documents ..... 4
- Forms ..... 5
- Student Profile ..... 5
- Dashboard ..... 5
- Resolved Issues..... 5
- Contacts ..... 5
- Forms ..... 6
- Document Completion Service ..... 6
- v19.4.0 Release Notes** **7**
- Enhancements ..... 7
- Banks ..... 7
- Documents ..... 7
- Attachments ..... 8
- Forms ..... 8
- Student Profile ..... 8
- Resolved Issues..... 8
- Copy From Document..... 8

---

Document Completion Service .....	8
Forms.....	9
GradeBook.....	9
SpecialServices EMIS Extract .....	9
District Configuration.....	10
<b>v19.4.2 Release Notes</b>	<b>11</b>
Resolved Issues.....	11
Classic Data Migrator.....	11
Document Completion Service .....	11
Forms.....	11
Import From Document.....	11
Rich-Text Fields .....	12
SpecialServices EMIS Extract .....	12
<b>v19.5.0 Release Notes</b>	<b>13</b>
Enhancements .....	13
Banks .....	13
District Configuration.....	13
Forms.....	13
IEP Summary .....	14
My Students .....	14
Print Preview.....	15
Student Documents .....	15
Tooltips.....	15
Resolved Issues.....	15
Attachments .....	15
Completed Documents .....	15
Document Completion Service .....	16
Forms.....	16
IEP Summary .....	16
My Students .....	16
Print Preview.....	16
SpecialServices EMIS Extract .....	17
Student Profile .....	17
<b>v19.5.2 Release Notes</b>	<b>18</b>
Enhancements .....	18

---

Connectivity .....	18
Rich-Text Fields .....	18
Resolved Issues.....	18
Resource Permissions .....	18
Student Profile .....	19
Field Locking.....	19
<b>v19.6.0 Release Notes</b>	<b>20</b>
Enhancements .....	20
Navigation .....	20
Document Overview.....	20
Documents .....	20
District Configuration.....	20
SpecialServices EMIS Extract .....	21
Forms.....	21
Resolved Issues.....	21
Data Collection Form .....	21
Forms.....	21
SpecialServices EMIS Extract .....	22
<b>v19.6.2 Release Notes</b>	<b>23</b>
Enhancements .....	23
Connectivity .....	23
User Interface .....	23
Resolved Issues.....	24
Autosave .....	24
Plain-Text Fields.....	24
SpecialServices EMIS Extract .....	24



## V19.2.0 RELEASE NOTES

SpecialServices v19.2.0 provides several new features and resolves some issues to improve your experience. This overview explains the recent changes.

This document contains the following items:

- Enhancements
- Resolved Issues

Related documentation is available on ProgressBook WebHelp. For more information on an enhancement, see the instructional sheet referenced in parentheses.

<http://webhelp.progressbook.com/NewSpS/Training/training.htm>

---

## Enhancements

### Settings

- Administrative users can now click the new **Settings** tab to access the new **District Configuration** and **Document Import** screens.
- The new **District Configuration** screen lets administrative users manage **Copy From Previous Document** functionality, **Import From Document** functionality, **Electronic Signatures**, and Medicaid information for their district. (*SpecialServices District Configuration*)
- The new **Document Import** screen lets administrative users import special education documents for transfer students. (*SpecialServices Document Import*)

### SpecialServices EMIS Extract

- The new **SpecialServices EMIS Extract** screen in StudentInformation lets you create an EMIS Extract that can be processed and imported into StudentInformation. (*SpecialServices EMIS Extract*)

### Documents

- The following documents types are now available:
  - **Service Plan (SP)**
  - **Behavior Intervention Plan (BIP)**
  - **Written Acceleration Plan (WAP)**
  - **WEP PR** (Written Education Plan Progress Report)
- On the **Create New Document** window, you can now select the **Mark as Priority** checkbox to mark the newly created document as priority.
- (E14613) The **Special Ed Events** form is now the only required form for TIEPs and TETRs.



- (E14617) The **Specific Learning Disability** form is an additional form for IETRs and RETRs.

## Student Documents

- On the **Recycle Bin** tab, you can now click any column heading to sort deleted documents by that column.


## Student Profile

- On the **Special Education** tab, a **Most Recent IEP Summary** area now displays with a link that you can click to view the student's latest IEP Summary. ([Special Services Student Profile](#))

## My Students

- On the **Assign Students** window, in the **Choose a Service** area, you can now select **Other** as a related service. ([Special Services Assigning Students to a Related Service](#))

## WebHelp

- You can now click  on the top-right corner of any screen in SpecialServices to open ProgressBook WebHelp in a new window or tab.

---

## Resolved Issues

### Documents

- (D14681) Previously, on the IEP **Cover Page**, for the question **IEP by third birthday?**, the following text was missing from the question: "(If transitioning from Part C services)." Now, the entire question displays correctly.

### Print Preview

- (E14606, 14585) Previously, on several IEP and 504 Plan forms, the text did not wrap, and code sometimes displayed in the **Accommodation/Modification/Service** section on the 504 Plans. Now, the text wraps correctly and code no longer displays on the 504 Plans.

## **School Building field**

- (D14648) Previously, when students were enrolled in multiple buildings, the **School Building** field on the **Student Profile** screen and the edit version of the **Student Documents** screen returned an error. Now, the field displays the student's primary school building and no errors occur.



## V19.3.0 RELEASE NOTES

SpecialServices v19.3.0 provides several new features and resolves some issues to improve your experience. This overview explains the recent changes.

This document contains the following items:

- Enhancements
- Resolved Issues

Related documentation is available on ProgressBook WebHelp. For more information on an enhancement, see the instructional sheet referenced in parentheses.

<http://webhelp.progressbook.com/NewSpS/Training/training.htm>

---

## Enhancements

### Settings

- On the **District Configuration** screen, administrative users can now toggle the **Medicaid Parental Consent** setting to enable () or disable () the **Medicaid Parental Consent** form. When enabled, the **Medicaid Parental Consent** form is required for IEPs and ETRs and displays on the document overview version of the **Student Documents** screen. When disabled, the form is not required for IEPs and ETRs, does not display on the document overview version of the **Student Documents** screen, and cannot be added as an additional form. (*SpecialServices District Configuration*)

### Documents

- The following documents are now available:
  - **Gifted WEP - (NW - MS)**
  - **Gifted WEP - (NW - ELEM)**
  - **Gifted WEP - (Darke County ESC)**
  - **Gifted WEP - (North Point ESC)**
  - **Due Process**
- You can now add the **Manifestation Determination** form as an additional form for 504 Plans.
- On the **Create New Document** window, your cursor now displays automatically in the **Student** field.





## Forms

- On the **General Invitation** and **Parent Invitation** forms, a **Contacts** drop-down list now displays all of a student's contacts. Select a contact from the drop-down list to populate the **TO** field with that contact's name and address.

**Note:** The student's primary contact is denoted in the drop-down list by ★.

- The following features have been added to the **Cover Page** for IEPs, ETRs, 504s, SPs, BIPs, and custom WEPs:
  - When you add a contact on the **Cover Page**, the new contact tab that displays now populates with the contact's name instead of "Contact."
  - When a student's contacts are modified in StudentInformation, the changes now sync automatically with the **Cover Page**.
  - When a contact is deleted in StudentInformation and you click to view the contact on the **Cover Page**, a message now indicates that you should delete the contact and choose another.
- (E14774) On the **General** and **Parent Invitation** forms, when you add multiple invitations, you can now enter or select a different date for each invitation.
- (E14689) On the **IEP 11 Least Restrictive Environment** form; the **PR OP-6A** form; the **ETR 3 Specific Learning Disability** form; and the signature forms for IEPs, ETRs, and 504Ps, above the radio buttons for a particular question, you can now click **clear** to clear your selection for that question.

## Student Profile

- The following features have been added to the **Special Education** tab:
  - (E14659) Users with the ability to create new documents can now click **New Document** to open the **Create New Document** window.
  - The **Disability Condition** area now displays the student's disability code(s).
  - The **Gifted Identification** area now displays the student's gifted code(s).

[\(SpecialServices Student Profile\)](#)

## Dashboard

- The grid now displays documents with due dates only within the last 3 years.

---

## Resolved Issues

### Contacts

- (D14703) Previously, when the **Legal Guardian** checkbox was not selected for a student's primary contact in StudentInformation, the contact was not recognized as primary in SpecialServices. Now, the student's primary contact in StudentInformation is

recognized as primary in SpecialServices regardless of whether the **Legal Guardian** checkbox is selected.

## Forms

- (D14623) Previously, on the **Cover Page** for all documents, the **District of Residence** field did not populate for students with an active FS record with the following details on the **Edit Student Profile** screen **FS-Standing** tab in StudentInformation:
  - **District of Residence:** a district IRN other than the IRN for the district where the student is enrolled
  - **How Received IRN:** the same district IRN as the **District of Residence** IRNNow, the **District of Residence** field populates correctly for these students.
- (D14831) Previously, on the **Cover Page** for all IEP documents, in the **Meeting Information** section, the **Review Type** drop-down list did not display, which left the **Meeting Type** area blank on the print preview version of the screen. Now, the **Review Type** drop-down list displays successfully and the type of review meeting you select displays as expected on the print preview version of the screen.

## Document Completion Service

- (D14846) Previously, when you completed a(n) **Amended IEP, Review IEP, Transfer IEP, Reevaluation ETR, Transfer ETR, or Review SP** document, on the PDF that was generated for the completed document, several forms indicated that the document was an initial document type instead of the correct document type (amended, review, transfer, or reevaluation). The following forms were affected:
  - The **Cover Page** and **Special Education Events** form for AIEPs, RIEPs, and TIEPs
  - The **Cover Page, Special Education Events** form, and **Parent Consent for Evaluation** form for RETRs and TETRs
  - The **Special Education Events** form for RISPsNow, in these circumstances, all forms on the PDF display the correct document type.



## V19.4.0 RELEASE NOTES

SpecialServices v19.4.0 provides several new features and resolves some issues to improve your experience. This overview explains the recent changes.

This document contains the following items:

- Enhancements
- Resolved Issues

Related documentation is available on ProgressBook WebHelp. For more information on an enhancement, see the instructional sheet referenced in parentheses.



<http://webhelp.progressbook.com/NewSpS/Training/training.htm>

---

## Enhancements

### Banks

- Below any form field that uses banks, you can now click **Create** to create a new user bank item for that field. (*SpecialServices Creating & Inserting Bank Items*)
- You can now click a form field and then click **Copy From** to view, copy, edit, and/or insert user and district bank items. (*SpecialServices Creating & Inserting Bank Items*)

**Note:** Beside **Copy From**,  displays if user bank items are available, and  displays if district bank items are available.

- All of the user and district banks created in SpecialServices Classic are now available.

**Note:** *The ProgressBook Hosting Team will automatically migrate user and district banks from SpecialServices Classic for Hosted customers. If you are a non-Hosted customer, please contact the ProgressBook Support Team to coordinate the migration of your banks.*

- On the **Edit Resource Permissions for - [User Role Name]** screen **SpecialServices** tab in StudentInformation, a **District Banks** node now displays with **Create**, **Update**, and **Delete** options. This node is enabled for users who have been assigned the **SpecialServices - Administrator** role. (*SpecialServices Resource Permissions – Administrator*)
- Users who have been assigned the **SpecialServices - Administrator** role in StudentInformation can now create, update, and/or delete district banks on the **Student Documents** screen **Banks** tab. (*SpecialServices Managing District Banks*)

### Documents


- The **Other Document** (**Other Meeting** document in SpecialServices Classic) is now available.

- (E14045) You can now add the **Referral for Evaluation** form as an additional form for the **Other Document** document.

## Attachments

- In the **Attachments** section for all documents, you can now click **New Attachment** to upload an attachment to the entire document.
- All attachments uploaded to entire tasks (i.e., documents) in SpecialServices Classic now display in the **Attachments** section for those documents in SpecialServices.

## Forms

- All forms for the **Gifted WEP - (North Point ESC)** document now display the student's name and grade level in the header.
- On any form where tabs display, you can now hover your cursor over a tab and then click  to open a drop-down list with **Make Copy**, **Rename**, and **Delete** options for that tab.
- (E14630) On the **504 Plan 3 Signatures** form, you can now click **New Attachment** to upload an attachment to the form.
- On the **Cover Page** for IEPs, in the **Other Information** section, the field above the **Additional Information** field is now labeled **Other Information**.
- On the **Special Education Events** form for IEPs, in the **IEP Test Type** drop-down list, the **\*\*\*Not Applicable** option has been removed.

## Student Profile

- On the **Special Education** tab, when you open a student's **Most Recent IEP Summary**, you can now click **Print Preview** to open the print preview version of the screen. ([SpecialServices Student Profile](#))

---

## Resolved Issues

### Copy From Document

- (D14673) Previously, when you created an **OP-6B** progress report from an IEP, the student's transition goals and transition/service activities did not copy from the IEP to the **OP-6B**. Now, this data copies to the **OP-6B** as expected.

### Document Completion Service



- (D14875) Previously, on the **ETR 4 Eligibility** form, when you selected a disability category from the **The child is eligible for special education and related services in the category of** drop-down list and then completed the ETR, the disability category did not display on the PDF that was generated for the completed document. Now, the disability category displays on the PDF as expected.

## Forms

- (D14788) Previously, on the **IEP 15 Signatures** form, in the **Procedural Safeguards Notice** section, when you selected the **No** radio button for **The parent received a copy of the Procedural Safeguards Notice of the IEP Meeting in the following forms**, the **If no, Date sent to parents** field was misspelled on the print preview version of the screen. Now, the text displays as expected on the print preview version of the screen.
- (D14647) Previously, on the school-aged **Evaluation Planning Form** for ETRs, the **Other** field did not display on the print preview version of the screen. Now, the **Other** field displays as expected on the print preview version of the screen.
- (D14734) Previously, on the **General Invitation** and **Parent Invitation** forms for IEPs, when you deleted 1 or more invitation tabs from the forms and then completed all other forms for the IEP, the **Progress** bar for the IEP on the **Student Documents** screen incorrectly displayed a progress percentage of less than 100%. Now, in these circumstances, the **Progress** bar displays a progress percentage of 100%.
- (D14808) Previously, on the **Annual Goals** form for WEPs, in the **Personnel Responsible for Service** section, when you selected **General Education Teacher**, **Arts Specialist**, or **Gifted Coordinator** checkboxes, these personnel did not display on the print preview version of the screen. Now, the personnel you select display on the print preview version of the screen.
- (D14807) Previously, on the **Special Education Events** form for TETRs, the following ET codes were missing from the **Outcome ID** drop-down list:
  - **ET01 Multiple Disabilities (other than Deaf-Blind)**
  - **ET02 Deaf-Blindness**
  - **ET03 Deafness (Hearing Impairment)**
  - **ET04 Visual Impairments**
  - **ET05 Speech and Language Impairments**
  - **ET06 Orthopedic Impairments**
  - **ET08 Emotional Disturbance (SBH)**
  - **ET09 Intellectual Disability**
  - **ET10 Specific Learning Disability**
  - **ET12 Autism**

The drop-down list also incorrectly displayed outcome IDs IE17-IE70. Now, the **Outcome ID** drop-down list displays all of the correct outcome IDs.

## GradeBook

- (D14622) Previously, when a student had forms in SpecialServices,  did not display beside the student's name in the class roster on the GradeBook **Class Dashboard**. Now, in this circumstance,  displays beside the student's name.

## SpecialServices EMIS Extract

- (D14809) Previously, when you created an EMIS extract on the **SpecialService EMIS Extract** screen in StudentInformation, the extract did not create all necessary GE Event

records for students, which resulted in missing records after the file was processed. Now, the extract correctly includes all GE Event records for students.

## **District Configuration**

- (D14867) Previously, the **Medicaid Parental Consent** setting was disabled by default, which prevented users from adding the **Medicaid Parental Consent** form as an additional form for IEPs and ETRs on the overview version of the **Student Documents** screen. Now, the **Medicaid Parental Consent** option is enabled by default.



## V19.4.2 RELEASE NOTES

SpecialServices v19.4.2 resolves some issues to improve your experience. This overview explains the recent changes.

Related documentation is available on ProgressBook WebHelp.  
<http://webhelp.progressbook.com/NewSpS/Training/training.htm>

---

### Resolved Issues

#### Classic Data Migrator

- (D15116) Previously, when progress report tasks with benchmarks were migrated from SpecialServices Classic into the new SpecialServices, the newly migrated progress report documents displayed the benchmarks as objectives. When you attempted to resolve this issue by selecting **Benchmarks** in the **Select Display Mode** drop-down list, all of your data was cleared. Now, these progress reports migrate correctly.
- (D15137) Previously, when open tasks that contained electronic signatures were migrated from SpecialServices Classic into the new SpecialServices, all electronic signatures were cleared. Now, these tasks migrate correctly.

#### Document Completion Service

- (D15136) Previously, when you inserted a wide image into a rich-text field and then completed the document, on the generated PDF of the completed document, the image displayed as truncated on the right side of the page. Now, the image displays correctly.

#### Forms

- (D15121) Previously, in some fields, when you entered text and then attempted to navigate to another screen, on the top-right corner of the screen, the **All Changes Saved** message did not display and you were unable to navigate to another screen unless you exited and then reopened your browser. When you returned to this field at a later time, the text was not autosaved. Now, all fields autosave successfully.
- (D14868) Previously, on the **Special Education Events** form for IETRs and RETRs, **ETDP - ETR Resulted in Due Process** and **ETNE - Not Eligible for Services** did not display in the **Outcome ID** drop-down list. Now, the drop-down list displays all available outcome IDs.

#### Import From Document

- (D15128) Previously, on the edit version of the **Student Documents** screen, when you clicked **Import From Document** and then attempted to import objectives or benchmarks from an existing IEP, you could select only 1 benchmark or objective even if the IEP

contained multiple benchmarks or objectives. Now, you can import any of the available benchmarks or objectives from the IEP.

## Rich-Text Fields

- (D15049) Previously, when you added a new table in a rich-text field and then attempted to enter text in an individual table cell, a blank screen displayed. Once you refreshed the screen or clicked the back button on your browser, your current document displayed, but you were no longer able to edit the table. Now, in this circumstance, you can successfully enter text in the table.

## SpecialServices EMIS Extract

- (D15054,15089) Previously, the following issues occurred on the **SpecialServices EMIS Extract** screen in StudentInformation:
  - When you selected a date range for which to run the extract, all service records in SpecialServices were submitted, which resulted in a processing error for the file when invalid dates were included.
  - When you created an extract that included GE records for TETRs and then attempted to import the extract into StudentInformation, a fatal error occurred because the extract displayed start and end dates for the TETRs as **0000000000000000** instead of the correct start and end dates.

Now, service records are submitted from SpecialServices to StudentInformation for verification only when they are included on IEPs with event dates that fall within the selected date range, and the GE extract pulls the correct start and end dates for TETRs.





## V19.5.0 RELEASE NOTES

SpecialServices v19.5.0 provides several new features and resolves some issues to improve your experience. This overview explains the recent changes.

This document contains the following items:

- Enhancements
- Resolved Issues



Related documentation is available on ProgressBook WebHelp. For more information on an enhancement, see the instructional sheet referenced in parentheses.

<http://webhelp.progressbook.com/NewSpS/Training/training.htm>


---

## Enhancements

### Banks


- Below any form field that uses banks, when you click **Copy From** to view all available bank items for that field, the following options that display beside each bank item have been renamed:
  - **Place** now displays as **Insert**.
  - **Clipboard** now displays as **Copy**.([Creating & Inserting Bank Items](#))
- Below any form field that uses banks, when you hover your cursor over , a **User bank items are available** tooltip now displays; when you hover your cursor over , a **District bank items are available** tooltip now displays.
- You can now use personal and district banks with all the new additional forms for ETRs (see "[Forms](#)").

### District Configuration

- Users who have been assigned the **SpecialServices - Administrator** user role in StudentInformation can now enable () or disable () banks. ([Configuring Your District's Settings](#))

### Forms

- The **Data Collection Form for Students with Disabilities** is now available. ([Viewing the Data Collection Form](#))
- The following forms are now available as additional forms for ETRs:
  - **Background Information**
  - **Communication Skills**

- **Fine Motor Skills**
  - **Gross Motor Skills**
  - **Hearing**
  - **Observation**
  - **Social Emotional Status**
  - **Vision**
- On any form where tabs display, when you hover your cursor over a tab and then click  to open the drop-down list, **Move Left** and **Move Right** options now display.
  - (E14852) On the preschool version of the **Least Restrictive Environment** form for IEPs, you can select the new **This IEP will transition with the child to kindergarten** checkbox to indicate that the IEP is a Preschool to Kindergarten Transition IEP as well as to display the **For School Age** questions at the bottom of the form. This checkbox does not display on the print preview version of the screen or on the generated PDF for the completed document. ([Creating a Preschool-to-Kindergarten Transition IEP](#))
  - When you select the **This IEP will transition with the child to kindergarten** checkbox on the preschool version of the **Least Restrictive Environment** form for IEPs, the **Special Education Events** form now includes 2 outcome ID drop-down lists, 2 **Non-Compliance ID** drop-down lists, 2 **Start Date** fields, and 2 **End Date** fields. ([Creating a Preschool-to-Kindergarten Transition IEP](#))
  - On the **Statewide and District Testing** form for IEPs, when you select the **Yes** radio button for **Is the child participating in the Alternate Assessment for Students with Significant Cognitive Disabilities (AASCD)?**, a **Select the test type** question now displays with **Paper**, **Online**, and **Supplemental** radio buttons that you can select to indicate the type of assessment the student will take. This question does not display on the print preview version of the screen or on the generated PDF for the completed document.

## IEP Summary

- The **IEP Summary** now includes a header with the following information about the student:
  - Last name
  - First name
  - **ID** number
  - **Birthdate**
  - **Gender**
  - **Grade** level
  - **School building** that the student attended during the effective dates of the associated document






## My Students

- If you have the appropriate security privileges, you can now click **Print Student Documents** to open the **Print Student Documents** window that lets you bulk print student IEP summaries or progress reports. ([Printing Student Documents](#))

## Print Preview

- When you attempt to view the print preview for a document and an error occurs, an error message now displays at the top of the screen.

## Student Documents

- In the **Document** column for any document, you can now click  to open a drop-down list with the following options:
  - **Open** – Click to view this document on the document overview version of the **Student Documents** screen.
  - **DCF (DC Tool)** – Click to open the print preview version of the **Data Collection Form for Students with Disabilities**. ([Viewing the Data Collection Form](#))
  - **Delete** – Click to move this document to the **Recycle Bin** tab.
- On the document overview version of the screen, you can now click **View DCF** to open the print preview version of the **Data Collection Form for Students with Disabilities**. ([Viewing the Data Collection Form](#))
- The following updates have been made to the **Documents** tab:
  - When you click , on the **Column Preferences** window that opens, you can now enable () or disable () the **Event Date** column that displays in the grid. This column is disabled by default.
  - When you click , you can use the new **Event Date** filter to filter your results by a selected timeframe. ([Setting Your Preferences & Filtering Your Documents](#))

## Tooltips

- All tooltips throughout the application are now capitalized.

---

## Resolved Issues

### Attachments

- (D14974) Previously, when you uploaded 2 or more attachments at the form or document level and then attempted to rename one of those attachments, your changes did not save. Now, in these circumstances, you can rename attachments successfully.

### Completed Documents

- (D15146) Previously, when you completed a document and then attempted to view the generated PDF for the document, 2 blank pages displayed. When an ITC requested that ProgressBook Support regenerate the PDF, 2 blank pages still displayed because even though a correct PDF was generated, the previously generated incorrect version was

pulled from permanent storage. Now, when you complete a document, the generated PDF for the document displays as expected.

## Document Completion Service

- (D14873) Previously, when you completed a document, on the generated PDF for the completed document, in the **Grade** field, only the student's grade level at the starting effective date of the document displayed, and a blank displayed for the student's grade level at the ending effective date of the document. Now, both grade levels display as expected.

## Forms

- (D14848) Previously, on the **Special Education Events** form for IEPs, ETRs, SPs, and **Manifestation Determination** documents, below **Event Information**, the text displayed an incorrect date range (**June 1 - May 31**). Now, the text displays the correct date range (**July 1 - June 30**).

## IEP Summary

- (D14952) Previously, when you opened a student's **IEP Summary**, in the **Goals and Objectives/Benchmarks** grid, the student's goals did not display in the correct order. When you closed the **IEP Summary** and then immediately reopened it, the goals displayed in a different order. Now, the student's goals are ordered by the **#** column.

## My Students

- (D15214) Previously, on the **Assign Students** window, when you attempted to assign students to a service provider whose last name was longer than 7 characters, the assignment was sometimes unsuccessful even though no error message displayed. Now, in this circumstance, you can assign students successfully.

## Print Preview

- (D14901,14902) Previously, when you attempted to view the print preview for a blank **OP-6A** form or a blank **Transition & Goals/Obj** form, a blank screen displayed instead of the print preview. Now, in this circumstance, the corresponding print previews displays, and you can print the documents successfully.
- (D14945,14876) Previously, when you uploaded a PDF in landscape orientation as an attachment to a form or an entire document, on the print preview, the pages following the attachment incorrectly also displayed as landscape. Now, in this circumstance, the attachment is scaled down to fit on a portrait-oriented page, and all other pages display in portrait orientation as expected on the print preview.
- (D14975) Previously, on the **Goals** form for the **Gifted WEP - (North Point ESC)** document, the following errors occurred on the print preview:
  - When you selected only the **Specific Academic Ability** checkbox, on the print preview version, the **Creative Thinking Ability** and **Visual and Performing Arts Ability** checkboxes were also selected.

- When you selected the **Creative Thinking Ability** and/or **Visual and Performing Arts Ability** checkboxes, on the print preview version, these checkboxes were not selected.
- When you selected any checkbox, entered or selected an **Identified Date**, entered an **Ability** (if applicable), and then deselected the checkbox, on the print preview, the **Identified Date** and **Ability** still displayed beside the deselected checkbox.

Now, the checkboxes on this form function correctly, and the print preview displays as expected.

- (D14923) Previously, on the **Cover Page** for the **504 Plan** and **504 Eval** documents, in the **Meeting Information** section, when you selected a **Meeting Type** in the drop-down list, the checkbox for this meeting type was not selected on the print preview. Now, in these circumstances, the appropriate checkbox is selected.
- (D14959) Previously, on the **Special Education Events** form for IETRs, when you selected an **Outcome ID** of **ETNE Not Eligible for Services** and then attempted to view the print preview of the document, a blank screen displayed instead of the print preview. Now, in this circumstance, the print preview displays, and you can print the document successfully.
- (D14999) Previously, on the 504N, the **MEETING NOTIFICATION** heading contained a typographical error on the print preview. Now, the text is correct.

## SpecialServices EMIS Extract

- (D15092) Previously, the **Secondary Planning** drop-down list was migrated incorrectly from SpecialServices Classic to SpecialServices, which caused the extract to incorrectly display \*\*\*\* **Not Applicable** in the drop-down list. Now, the **Secondary Planning** drop-down list displays the correct information, and the extracted information is accurate.

## Student Profile

- (D15021) Previously, on the **Personal** tab, in the **Student Addresses & Contact Information** section, all the student's contacts displayed as **Parent/Guardian** contact types, even when a contact was not the student's parent or guardian. Now, all contacts display with the correct contact type.



## V19.5.2 RELEASE NOTES

SpecialServices v19.5.2 provides some new features and resolves some issues to improve your experience. This overview explains the recent changes.

This document contains the following items:

- Enhancements
- Resolved Issues


Related documentation is available on ProgressBook WebHelp. For more information on an enhancement, see the instructional sheet referenced in parentheses.

<http://webhelp.progressbook.com/NewSpS/newspecialservices.htm>

---

## Enhancements

### Connectivity

- When the system is reconnecting, you can now continue to enter data in fields for 30 seconds, and the information is saved offline (up to 5 minutes). The offline data is then synced online when the connection has been re-established.
- When the system cannot reconnect after 30 seconds, you receive a **Connection Lost** message and you can now click  to manually attempt to reconnect. After 3 failed attempts, an error message displays instead.
- When you attempt to navigate away from a screen with changes that cannot be saved online due to connectivity issues, a message displays that indicates that there are unsaved changes on the screen and asks you to confirm that you want to continue. If you navigate away from the screen, your changes are lost.

### Rich-Text Fields




- (E15060) When you enter a large amount of data in a rich-text field, typing response time has been improved.

---

## Resolved Issues

### Resource Permissions

**StudentInformation > Management > Security > View Roles > Add/Edit Roles > Edit Resource Permissions for [User Role Name] > SpecialServices tab**

- (D15329) Previously, after the release of ProgressBook Suite v19.5.0, in the **Documents** section, when the **All Student Access** node was set to   or  for a particular role, users with that role were unable to search for students or select themselves as case

managers or service providers for students on the **My Students** screen. Now, in these circumstances, the **All Student Access** node for documents controls only the documents that display on the **Dashboard** screen and the **Student Documents** screen **Documents** tab as expected, and users can successfully search for students and select themselves as case managers or service providers on the **My Students** screen.

## **Student Profile**

- (D14851) Previously, on the **Special Education** tab, in the **Completed Documents** grid, event dates for completed **Manifestation Determination** documents did not display in the **Event Date** column. Now, event dates display for these documents.

## **Field Locking**

- (D15061) Previously, when you attempted to edit a form, fields sometimes displayed as locked and grayed out even when other users were not currently editing those fields. Now, fields are locked and grayed out only when other users are editing them.
- (D15061) Previously, when you edited a field, your changes sometimes did not autosave because the system incorrectly flagged the field as locked by another user. Now, your changes autosave successfully.



## V19.6.0 RELEASE NOTES

SpecialServices v19.6.0 provides several new features and resolves some issues to improve your experience. This overview explains the recent changes.

This document contains the following items:

- Enhancements
- Resolved Issues


Related documentation is available on ProgressBook WebHelp. For more information on an enhancement, see the instructional sheet referenced in parentheses.

<http://webhelp.progressbook.com/NewSpS/newspecialservices.htm>

---

## Enhancements

### Navigation

- When users with the ability to update documents click  to expand the left navigation menu, they can now click **Collaboration Portal** to open the Frontline Collaboration Portal in a new tab. (*[Sending Documents for Review](#)*)



### Document Overview

- When you click **Complete**, the new **Send for Review** window lets you send the document for the desired recipients to review via the Frontline Collaboration Portal. Recipients can then annotate and/or sign the document as necessary. (*[Sending Documents for Review](#)*)
- When you click **Complete**, on the new **Send for Review** window that opens, you must now click **Complete** to complete the document. (*[Completing a Form or Document](#)*)

### Documents

- The new document **Status** of **In Review** indicates that a document has been sent for review via the Frontline Collaboration Portal. Documents with a **Status** of **In Review** cannot be edited or deleted, but can be reopened if necessary. Once a document has been reviewed, its **Status** changes from **In Review** to **Completed**, and the generated PDF of the completed document is published to permanent storage. (*[Sending Documents for Review](#)*)

### District Configuration

- Users with access to this screen can now enable () or disable () sending documents for review via the Frontline Collaboration Portal. (*[Configuring Your District's Settings](#)*)



## SpecialServices EMIS Extract

- After the release of ProgressBook Suite v19.5.0, due to new reporting requirements from ODE, a script was applied to exclude event data from Preschool-to-Kindergarten Transition IEPs in the EMIS extract for GE and GQ records so that districts could manually submit the correct data to ODE. As the **Special Education Events** form for the IEP now accommodates the new reporting requirements, in the release of ProgressBook Suite v19.6.0, the EMIS extract now includes the correct event data in the GE and GQ records (see [“Forms”](#)).
- When you create an EMIS extract on the **SpecialServices EMIS Extract** screen in StudentInformation, in the **Extract Options** area, you can now select the new **Special Education Graduation Req Record (FE)** checkbox to include FE records in the extract. ([Running an EMIS Extract](#))

## Forms

- Per ODE’s new reporting requirements for the Preschool-to-Kindergarten Transition IEP, the **Special Education Events** form for the IEP now includes only 1 **Outcome ID** drop-down list, 1 **Non-Compliance ID** drop-down list, 1 start date field, and 1 end date field (see [“SpecialServices EMIS Extract”](#)).

---

## Resolved Issues

### Data Collection Form

- (D15354) Previously, the **Data Collection Form (DCF)** for **Manifestation Determination (MD)** documents did not display the **Code** and **Event Date** for the MD in the **Special Education Events** grid. Now, all appropriate data displays for the MD on the DCF.

## Forms

- (D15352) Previously, when you clicked **Mark as Complete** to complete a form, form editing was not immediately disabled, and you were able to continue to edit the form until you refreshed the screen. Once the screen refreshed, form editing was disabled, but the changes you made before clicking **Mark as Complete** were saved. Now, when you click **Mark as Complete**, form editing is immediately disabled.
- (D15067) Previously, on all forms that contained clearable radio buttons, when you clicked **Marked as Complete** to complete the form, the form was uneditable, but you were still able to click **Clear** below the radio buttons to clear your selection for a particular question. If you cleared a radio button while the form was uneditable, and no other data had been entered/selected on the form, the **Complete** button was disabled and the following tooltip incorrectly displayed: **This form cannot be marked as Completed until data is entered**. Now, when you click **Mark as Complete**, radio buttons cannot be cleared.
- (D15352) Previously, when you clicked **Completed** to reopen a form, the form sometimes remained uneditable until you refreshed the screen. Once the screen refreshed, the form was reenabled, and you were able to continue to edit it as normal. Now, you can successfully reopen a form without refreshing the screen.

## **SpecialServices EMIS Extract**

- (D15304,15313) Previously, on the **SpecialServices EMIS Extract** screen in StudentInformation, when you created an EMIS extract that included GQ records, in the associated error log file, an error message incorrectly displayed for all AIEPs with service start dates that fell before the amended effective start dates for those AIEPs. Now, in this circumstance, an error message does not display for these AIEPs.



## V19.6.2 RELEASE NOTES

SpecialServices v19.6.2 provides several new features and resolves some issues to improve your experience. This overview explains the recent changes.

This document contains the following items:

- Enhancements
- Resolved Issues

Related documentation is available on ProgressBook WebHelp.

<http://webhelp.progressbook.com/NewSpS/newspecialservices.htm>

---

## Enhancements

### Connectivity

- When you attempt to navigate away from a screen with changes that cannot be saved online due to connectivity issues, the warning message that displays has been updated. When you receive the warning message and click **No**, you no longer receive the message again unless you make further changes and attempt to navigate away from the screen another time.
- Chromebook users can now save their offline changes and attempt to reconnect to the system without the current screen repeatedly refreshing.
- All status messages for saving offline changes due to connectivity issues have been updated.

### User Interface

- On the overview version and the edit version of the **Student Documents** screen, when you attempt to update and/or complete a form or document but do not have the appropriate security privileges, a **Not Authorized** error message now displays on the top right of the screen.
- On the edit version of the **Student Documents** screen, when you attempt to edit a field that is being edited by another user, an **Item Locked** error message now displays on the top right of the screen.
- On the edit version of the **Student Documents** screen, when your changes do not autosave successfully, an **Update Failed** error message now displays on the top right of the screen. When the error is resolved, the error message no longer displays, and the system attempts to autosave again.

## Resolved Issues

### Autosave

- (D15366) Previously, in rich-text fields that contained bullets, indentation, or other special formatting, your cursor sometimes moved from its current position to the top of the rich-text field when your changes autosaved. Now, in this circumstance, your cursor remains in the correct position in the field.

### Plain-Text Fields

- (D15308) Previously, when you used a Safari browser, you could not enter text in plain-text fields. Now, you can enter text into these fields in Safari successfully.

### SpecialServices EMIS Extract

- (D15420) Previously, when you created an EMIS extract, invalid dates on FD, FE, GE, and GQ records were not identified as errors in the associated error log file. This sometimes caused an error when you attempted to create the extract or when you attempted to process it. Now, when you create the extract, invalid dates on these records are identified as missing on the associated error log file, and the extract cannot be processed until these errors are resolved.

**Note:** *A future release will update the corresponding error messages in the associated error log file to specify that there are missing or invalid dates in these records.*