



DataMap Finalizing Student Learning Objectives

After a Student Learning Objective (SLO) is scored, you can review the student scores and the teacher effectiveness rating for the objective before reporting the rating to the state and finalizing the objective.

If you want to first exclude students whose scores should not be included in the rating calculation for the SLO, see the *Excluding Students from a Student Learning Objective* instructional sheet.

Note: SLOs can be finalized only by users who have been assigned the DataMap - Student Objective Admin role in StudentInformation.

Navigation: DataMap > Student Objectives

- 1 On the **Student Objectives** screen, in the row of the scored objective you want to review and finalize, hover your cursor until icons display beside the objective name. Then, click

Name	Process Status	Owner	Subject Area	Rating	Student Count	Excluded Count
5. Teacher - Language/Arts - Scored	Scored	Jones, Robert	Reading	4	15	1
5. Teacher - Language/Arts - Scored	Scored	Williams, Patricia	Reading	4	15	1
5. Teacher - Language/Arts - Scored	Scored	Brown, Linda	Reading	4	15	1

The **Edit Student Objective** screen **General** tab displays.

- 2 On the **Edit Student Objective** screen **Students / Scoring** tab, review the following information:
 - Individual student scores (baseline scores, growth targets, and final scores)
 - Students who met their growth target (indicated by a checkmark in the **Meets/Exceeds Target** column)
 - **Rating** – Displays the teacher effectiveness rating (from 1-5) for this objective based on the percentage of students who met or exceeded their growth target as prescribed by ODE’s rating system

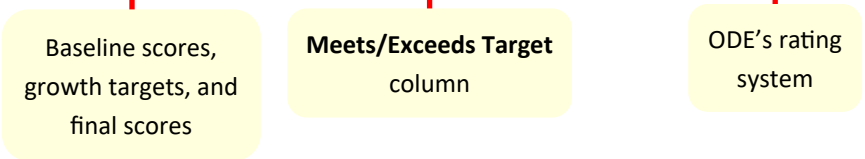
The screenshot shows the 'Students / Scoring' tab with a table of student data and a 'Rating' summary panel on the right. Red boxes and arrows highlight key areas: the 'Meets/Exceeds Target' column, the 'Rating' dropdown, and the 'ODE's rating system' legend.

Name	Grade	Tier	Baseline Score	Baseline Test Date	Growth Target	Score	Final Test Date	Meets/Exceeds Target	Excluded Reason
Arnold, Guiliana	05	Tier 2 - Fixed Point Growth	241	8/30/2019	256	266	4/28/2020	✓	
Berry, Isabelle	05	Tier 2 - Fixed Point Growth	201	8/30/2019	216	199	4/28/2020		Exclude due to attendance
Carroll, Jase	05	Tier 1 - Fixed Percentage Growth	212	8/30/2019	233.2	235	4/28/2020	✓	
Cunningham, Wesley	05	Tier 4 - Halfway to 100	218	8/30/2019	259	260	4/28/2020	✓	
Duncan, Orenda	05	Tier 4 - Halfway to 100	228	8/30/2019	264	275	4/28/2020	✓	
Hart, Tori	05	Tier 1 - Fixed Percentage Growth	178	8/30/2019	195.8	201	4/28/2020	✓	


Rating Summary:
 Rating: 4
 Meets/Exceeds (%): 86
 ODE's rating system:
 90-100: 5 (Most Effective)
 80-89: 4 (Above Average)
 70-79: 3 (Average)
 60-69: 2 (Approaching Average)
 0-59: 1 (Least Effective)

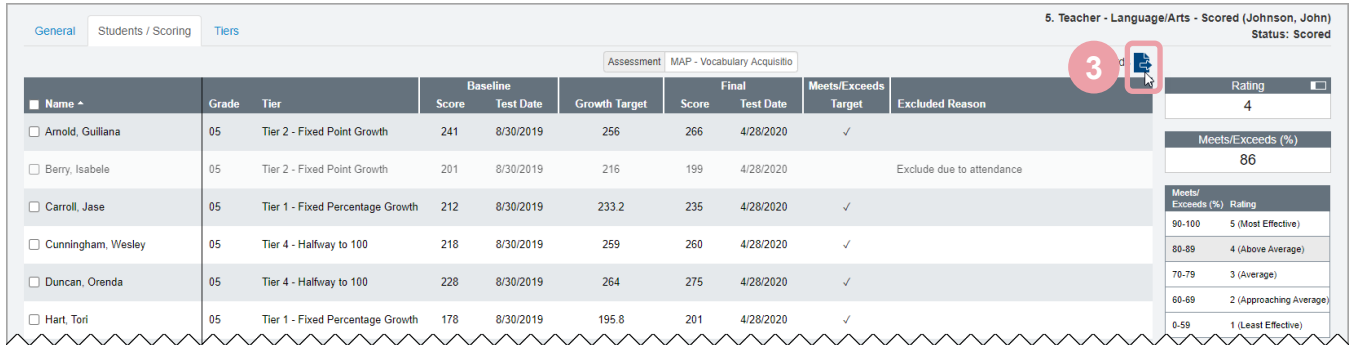
Note: To view rating details only, click .

Note: Excluded students' scores are not included in the rating calculation.



*see reverse side for more information

3 (Optional) To export the records for this objective in CSV format, click .

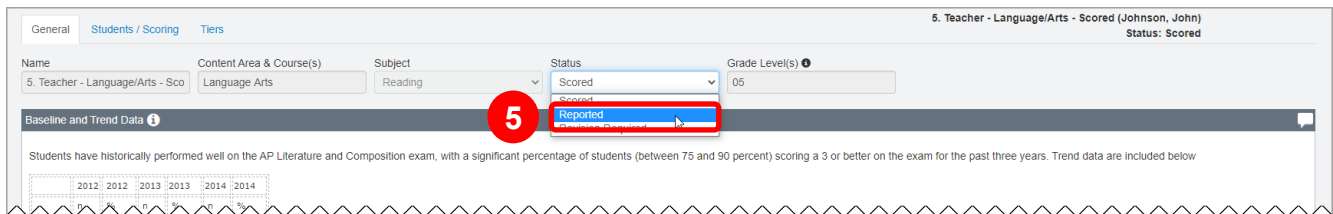


Name	Grade	Tier	Baseline Score	Baseline Test Date	Growth Target	Final Score	Final Test Date	Meets/Exceeds Target	Excluded Reason
<input type="checkbox"/> Arnold, Guiliana	05	Tier 2 - Fixed Point Growth	241	8/30/2019	256	266	4/28/2020	✓	
<input type="checkbox"/> Berry, Isabele	05	Tier 2 - Fixed Point Growth	201	8/30/2019	216	199	4/28/2020		Exclude due to attendance
<input type="checkbox"/> Carroll, Jase	05	Tier 1 - Fixed Percentage Growth	212	8/30/2019	233.2	235	4/28/2020	✓	
<input type="checkbox"/> Cunningham, Wesley	05	Tier 4 - Halfway to 100	218	8/30/2019	259	260	4/28/2020	✓	
<input type="checkbox"/> Duncan, Orenda	05	Tier 4 - Halfway to 100	228	8/30/2019	264	275	4/28/2020	✓	
<input type="checkbox"/> Hart, Tori	05	Tier 1 - Fixed Percentage Growth	178	8/30/2019	195.8	201	4/28/2020	✓	

4 Enter the numerical rating for this objective into the Ohio Teacher and Principal Evaluation System (eTPES).

Note: eTPES is external to DataMap.

5 When you are ready to finalize the objective, on the **Edit Student Objective** screen **General** tab, in the **Status** drop-down list, select **Reported**.



5. Teacher - Language/Arts - Scored (Johnson, John)
Status: Scored

Name: 5. Teacher - Language/Arts - Sco
Content Area & Course(s): Language Arts
Subject: Reading
Status: Scored
Grade Level(s): 05

Baseline and Trend Data

Students have historically performed well on the AP Literature and Composition exam, with a significant percentage of students (between 75 and 90 percent) scoring a 3 or better on the exam for the past three years. Trend data are included below

Year	2012	2013	2014
Score	75%	80%	85%

6 At the bottom of the screen, click **Save**.

Note: Once an objective has a **Status** of **Reported**, it is no longer editable and cannot be deleted.